



Joinery by Bears.



FEATURES INCLUDE:

- + Premium Plywood, MDF & Floating Design
- + Soft Closure Mechanism
- + Brass Hardware
- + Full body 2 PAC Paint
- + Natural Stone Top
- + White Ceramic Undermount Basin

The Eleanor Vanity



01. Precision-engineered




02. Detail sculpting



03. The Natural Carrara Marble



04. Exceptional Quality Hardware



05. Soft-Close Mechanisms



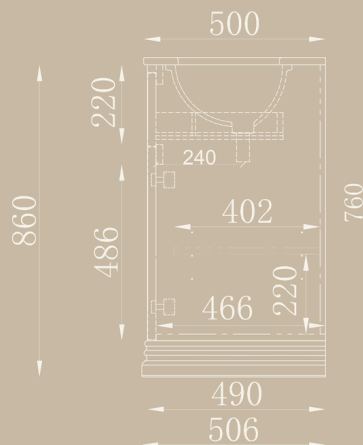
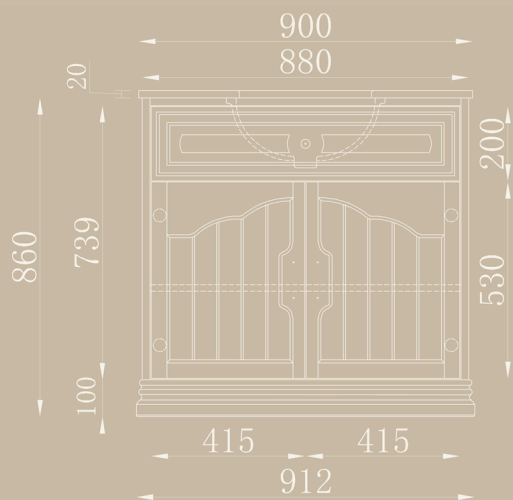
05. Full body durable 2PAC paint

All Joinery by Bears products come with exceptional quality hardware attachments that ensure your piece is a standout design. Selected carefully to ensure timeless yet functional design speaks through every element.

Never without the finer details, all vanities come fitted with seamless gliders and soft-close drawers that allow for that added element of quality and consideration.



Joinery by Bears.



CABINET COLOUR:

- + Classic White 
- + Black 
- + Pearl Grey 

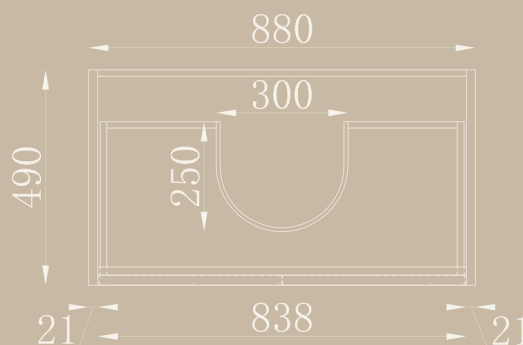
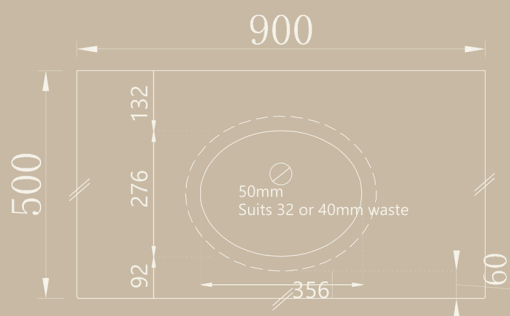
BASIN:

- + White ceramic undermount
- + Allow 32 or 40mm waste
- (Sell separately)

HARDWARE:

- + Brass Gold handles
- + Blum runner & hinge

The Eleanor Vanity 900



STONE COLOUR:

- + Carrara Marble

CUSTOMISE STONE:

- + Customizable- price to be quoted

CUSTOMISE COLOUR:

- + Customizable- any Dulux color, price to be quoted

INQUIRIES:

hello@joinerybybears.com

CONSTRUCTION:

High-density moisture-resistant particle board, plywood, soft close drawer.

INSTALLATION:

- + Freestanding, assembled vanity cabinet, no assemble needed.
- + Stone Top glued with basin, requires 1-2 people to lift the top to fit in cabinet.
- + Silicon top and sides of vanity if necessary.
- + No Tap hole unless requested.

STRUCTURE:

- 1 x cutout drawer
- 1 x double door

PACKAGE:

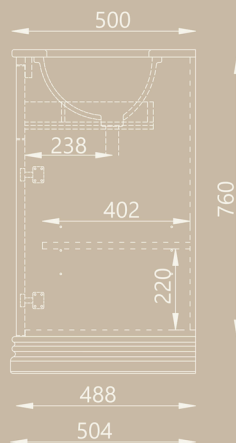
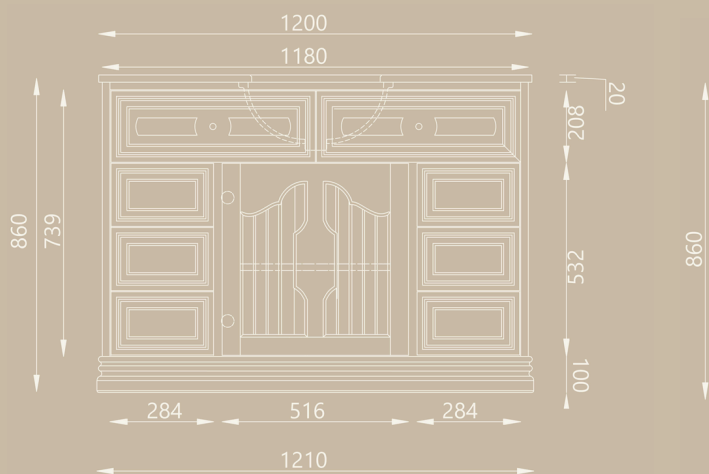
- + Vanity 43KG 980*580*940 mm
- + Stone 24KG 1000*600*350mm

MATERIAL:

- + MDF and Plywood



Joinery by Bears.



CABINET COLOUR:

- + Classic White
- + Black
- + Pearl Grey

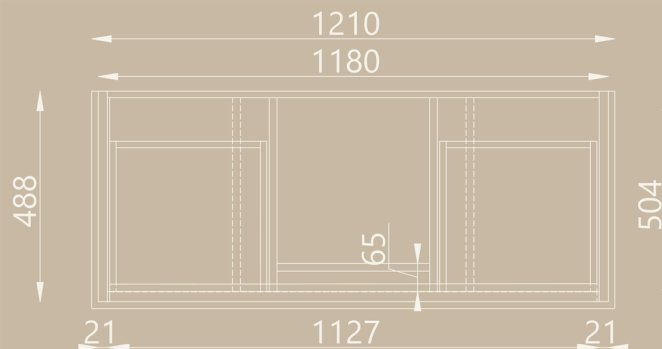
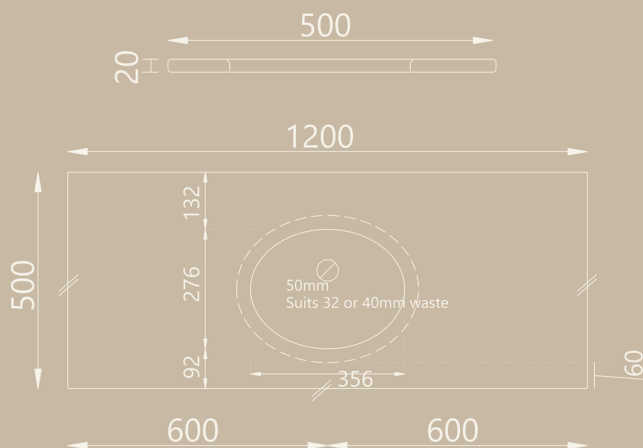
BASIN:

- + White ceramic undermount
- + Allow 32 or 40mm waste (not included)

HARDWARE:

- + Brass Gold handles
- + Blum runner & hinge

The Eleanor Vanity 1200



STONE COLOUR:

- + Carrara Marble

CUSTOMISE STONE:

- + Customizable- price to be quoted

CUSTOMISE COLOUR:

- + Customizable- any Dulux color, price to be quoted

INQUIRIES:

hello@joinerybybears.com

CONSTRUCTION:

High-density moisture-resistant particle board, plywood, soft close drawer.

INSTALLATION:

- + Freestanding, assembled vanity cabinet, no assemble needed.
- + Stone Top glued with basin, require 2 people to lift the top to fit in cabinet.
- + Silicon top and sides of vanity if necessary.
- + No Tap hole unless requested.

STRUCTURE:

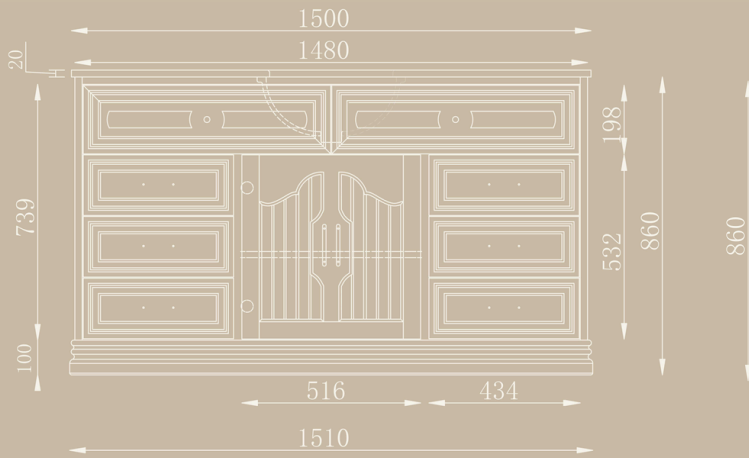
- 2 x cutout drawers
- 6 x drawers
- 1 x door

PACKAGE:




- + Vanity 91KG 1280*580*940 mm
- + Stone 32KG 1300*600*350mm

MATERIAL:

- + MDF and Plywood



CABINET COLOUR:

- + Classic White 
- + Black 
- + Pearl Grey 

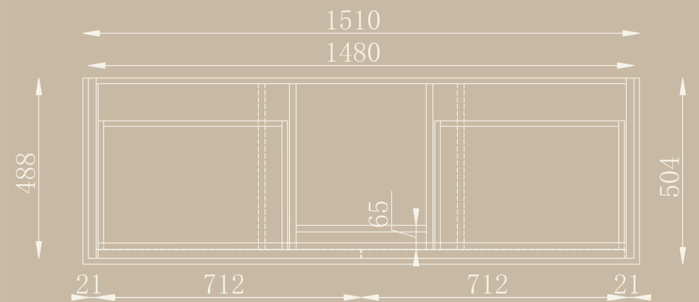
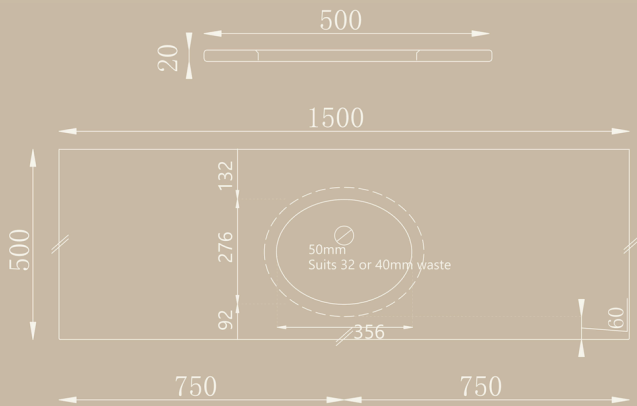
BASIN:

- + White ceramic undermount
- + Allow 32 or 40mm waste (not included)

HARDWARE:

- + Brass Gold handles
- + Blum runner & hinge

The Eleanor Vanity 1500 Single



STONE COLOUR:

- + Carrara Marble

CUSTOMISE STONE:

- + Customizable- price to be quoted

CUSTOMISE COLOUR:

- + Customizable- any Dulux color, price to be quoted

INQUIRIES:

hello@joinerybears.com

CONSTRUCTION:

High-density moisture-resistant particle board, plywood, soft close drawer.

INSTALLATION:

- + Freestanding, assembled vanity cabinet, no assemble needed.
- + Stone Top glued with basin, require 2 people to lift the top to fit in cabinet.
- + Silicon top and sides of vanity if necessary.
- + No Tap hole unless requested.

STRUCTURE:

- 2 x cutout drawers
- 6 x drawers
- 1 x door

PACKAGE:

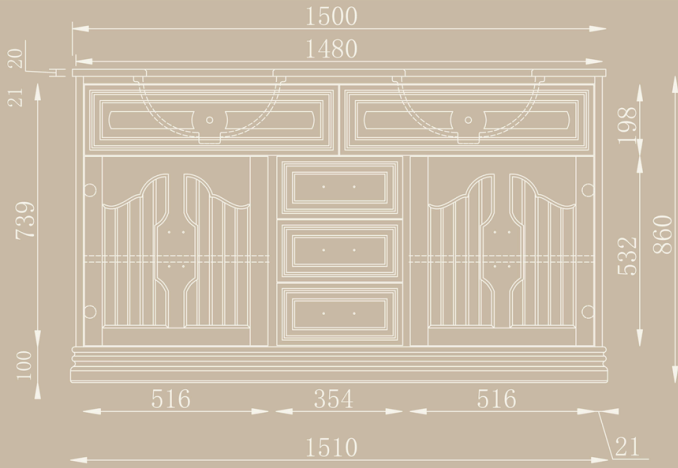
- + Vanity 91KG 1580*580*940mm
- + Stone 42KG 1600*600*350mm

MATERIAL:

- + MDF and Plywood



Joinery by Bears.



CABINET COLOUR:

- + Classic White
- + Black
- + Pearl Grey

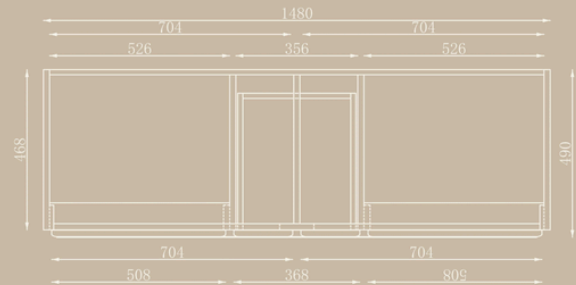
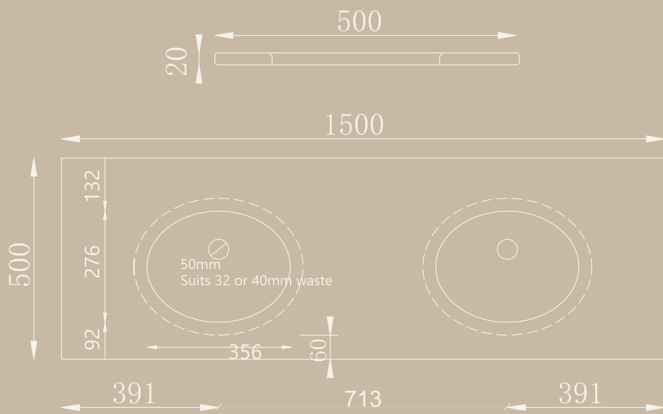
BASIN:

- + White ceramic undermount
- + Allow 32 or 40mm waste (not included)

HARDWARE:

- + Brass Gold handles
- + Blum runner & hinge

The Eleanor Vanity 1500 Double



- STONE COLOUR:**
+ Carrara Marble

- CUSTOMISE STONE:**
+ Customizable- price to be quote

CUSTOMISE COLOUR:

- + Customizable- any Dulux colour, price to be quote

INQUIRIES:

hello@joinerybears.com

CONSTRUCTION:

High-density moisture-resistant particle board, plywood, soft close drawer.

INSTALLATION:

- + Freestanding, assembled vanity cabinet, no assemble needed.
- + Stone Top glued with basin, require 2 people to lift the top to fit in cabinet.
- + Silicon top and sides of vanity if necessary.
- + No Tap hole unless requested.

STRUCTURE:

- 2 x top false drawers
- 3 x drawers
- 2 x doors

PACKAGE:

- + Vanity 74KG 1580*580*940mm
- + Stone 43KG 1600*600*350mm

MATERIAL:

- + MDF and Plywood



Congratulations on your new vanity cabinet! To ensure its beauty and functionality last for years, please follow these care and cleaning instructions:
Regular Cleaning:

1. Dusting:

- Use a soft, dry cloth to dust the surface regularly.
- Avoid using rough or abrasive cloths that may scratch the finish.

2. General Cleaning:

- Wipe down the surface with a damp, soft cloth.
- Use a mild soap or detergent if needed. Dilute the soap in water and apply it with a cloth.
- Immediately dry the surface with a clean, soft towel to prevent water spots and moisture damage.

Deep Cleaning:

1. Stubborn Stains:

- For tougher stains, use a mixture of water and a small amount of mild dish soap.
- Apply the solution to the stain with a soft cloth, gently rubbing in a circular motion.
- Rinse the area with a damp cloth and dry thoroughly.

2. Hardware Cleaning:

- Use a damp cloth to wipe down handles and other hardware.
- For brass handles, you may use a brass cleaner, but ensure it doesn't come into contact with the cabinet surface.

Specific Material Care:

1. Painted Surfaces:

- Avoid harsh chemicals or abrasive cleaners that can damage the paint.
- Use a mild, non-abrasive cleaner diluted with water.

2. Marble Countertop (if applicable):

- Clean spills immediately to avoid staining.
- Use a pH-neutral cleaner specifically designed for marble.
- Avoid acidic or abrasive cleaners that can etch the surface.

Preventative Care:

1. Avoid Excessive Moisture:

- Do not allow water or other liquids to sit on the surface for extended periods.
- Always wipe up spills immediately to prevent damage.

2. Heat Protection:

- Avoid placing hot items directly on the vanity surface. Use trivets or heat pads to protect the finish.

3. Use Gentle Cleaners:

- Avoid using bleach, ammonia, or other harsh chemicals.
- Opt for mild, non-abrasive cleaners designed for the specific materials of your vanity.

Maintenance Tips:

1. Regular Inspections:

- Periodically check for any signs of damage or wear and address them promptly.
- Tighten any loose hardware to maintain the integrity of the cabinet.

2. Protective Coating:

- Consider applying a protective wax or sealant to the surface to enhance durability and shine.
- Follow the manufacturer's instructions for any products used.

By following these care instructions, you can ensure that your vanity cabinet remains beautiful and functional for many years. Thank you for choosing our product!

For any further questions or assistance, please contact our customer service team at:

- Email: hello@joinerybears.com
- Phone: 0411 013 310

